


## 一般通用继电器

## MYJ

商品信息	商品选择 .....	792
	共通注意事项 .....	804
	技术指南 .....	915
	用语说明 .....	938

升级版小型功率继电器，备有多种型号，适合各种顺序控制和功率应用。



⚠ 详情请参阅804页的「共通注意事项」。

## 种类

分类	接点形式	插入/焊接端子	
			带LED指示灯
标准	DPDT	MY2J	MY2NJ
	4PDT	MY4J	MY4NJ
内置二极管(仅直流)	DPDT	MY2J-D	MY2NJ-D2
	4PDT	MY4J-D	MY4NJ-D2
内置CR元件 (仅220/240VAC, 200/220VAC, 100/110VAC, 110/120VAC)	DPDT	MY2J-CR	MY2NJ-CR
	4PDT	MY4J-CR	MY4NJ-CR

注. 订货时，在型号编号上加上额定线圈电压，额定线圈电压见线圈额定值表。

例: MY2J, 6VAC  
└── 额定线圈电压

## 额定值/性能

额定值  
线圈额定值

额定电压	额定值电流 (mA)		线圈电阻 (Ω)	电感 (参考值)		动作电压 (V)	复位电压 (V)	最大容许电压 (V)	消耗功率 (约)	
	50Hz	60Hz		Arm.OFF	Arm.ON					
AC	6V	214.1mA	183mA	12.2Ω	0.04H	0.08H	30% min.	额定值电压的 110%	1.0 ~ 1.2VA(60Hz)	
	12V	106.5mA	91mA	46Ω	0.17H	0.33H				
	24V	53.8mA	46mA	180Ω	0.69H	1.30H				
	50V	25.7mA	22mA	788Ω	3.22H	5.66H			80% max.	0.9 ~ 1.1VA(60Hz)
	100/110V	11.7/12.9mA	10/11mA	3,750Ω	14.5H	24.6H				
	110/120V	9.9/10.8mA	8.4/9.2mA	4,430Ω	19.2H	32.1H				
	200/220V	6.2/6.8mA	5.3/5.8mA	12,950Ω	54.8H	94.1H				
220/240V	4.8/5.3mA	4.2/4.6mA	18,790Ω	83.5H	136H					
DC	6V	150mA		40Ω	0.17H	0.33H	10% min.	0.9W		
	12V	75mA		160Ω	0.73H	1.37H				
	24V	36.9mA		650Ω	3.20H	5.72H				
	48V	18.5mA		2,600Ω	10.6H	21.0H				
	100/110V	9.1mA/10mA		11,000Ω	45.6H	86.2H				

注1. 额定值电流、线圈电阻是线圈温度在+23 时的值，公差为AC额定值电流+15%、-20%，DC线圈电阻±15%。

注2. 动作特性是线圈温度在+23 时的值。

注3. AC线圈电阻、电感为参考值（60Hz时）。

注4. 根据上述值测定了功率消耗点。当晶体管驱动时，请确认漏电流并根据需要连接泄放电阻。

接点额定值

项目	双极		4极	
	阻性负载 (cosφ=1)	感性负载 (cosφ=0.4、L/R=7ms)	阻性负载 (cosφ=1)	感性负载 (cosφ=0.4、L/R=7ms)
额定负载	5A, 220VAC 5A, 24VDC	2A, 220VAC 2A, 24VDC	3A, 220VAC 3A, 24VDC	0.8A, 220VAC 1.5A, 24VDC
负载电流	5A		3A	
最大开关电压	250VAC, 125VDC		250VAC, 125VDC	
最大开关电流	5A		3A	
最大开关容量	1,100VA 120W	440VA 48W	660VA 72W	176VA 36W
最小容许负载	1mA, 5VDC		1mA, 1VDC	
接点材质	银		银 + 镀金	

注: P 水平: = 0.1 × 10<sup>6</sup>操作, 参考值

性能

接触电阻	50mΩ以下		
动作时间	20ms以下		
复位时间	20ms以下		
操作频率	机械	18,000次/小时	
	电气	18,000次/小时	
绝缘电阻	100MΩ以上(在500VDC)		
绝缘强度	线圈与接点间	2,000VAC, 50/60 Hz 1分钟	
	与同极接点间	1,000VAC, 50/60 Hz 1分钟	
振动	破坏	10 ~ 55Hz, 1.0mm双振幅	
	故障	10 ~ 55Hz, 1.0mm双振幅	
冲击	破坏	1,000m/s <sup>2</sup> (约100G)	
	故障	200m/s <sup>2</sup> (约20G)	
周围环境温度	-55 ~ 70 (不结冰)		
周围环境湿度	35% ~ 85%RH		
寿命	机械 (开关频率18,000次/小时)	AC线圈	40,000,000次以上
		DC线圈	80,000,000次以上
	电气 (开关频率1,800次/小时)	2极	400,000次以上(额定负载下)
		4极	160,000次以上(额定负载下)
重量	约35g		

注: 上述值均为初始值。

附件(另售)

插座及继电器保持夹子

继电器类型	极数	前端连接插座 (导轨/螺丝安装)		后端连接插座		
		插座	夹子	插座	夹子	带夹子插座
MY2J, MY2NJ	2	PYF08A-C	PYC-A1	PY08	PYC-P	PY08-Y1
		PYF08A-E				
MY4J, MY4NJ	4	PYF14A-C		PY14		PY14-Y1
		PYF14A-E				

用于插座及继电器保持夹子的安装片

插座型号	适用于1个插座	适用于18个插座	适用于36个插座	夹子
PY08, PY14	PYP-1	PYP-18	PYP-36	PYC-S

注: PYP-18和PYP-36可根据插座数目切成任何希望的长度。

继电器

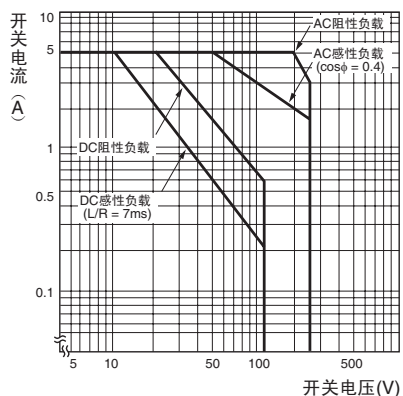
一般继电器

技术指南

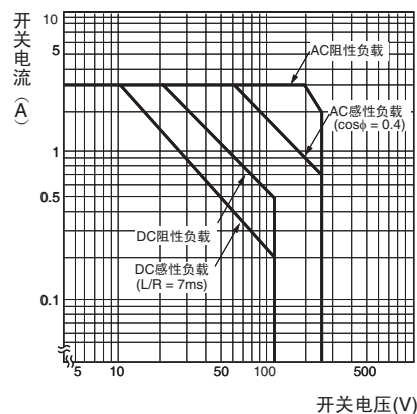
特性数据

开关容量的最大值

MY2J

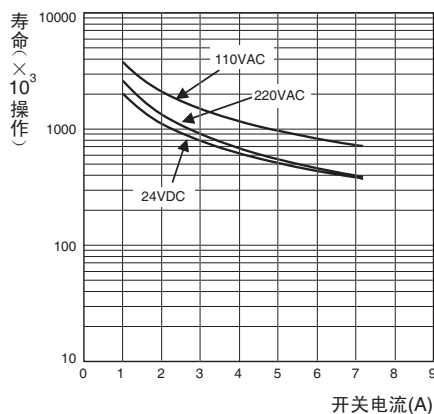


MY4J

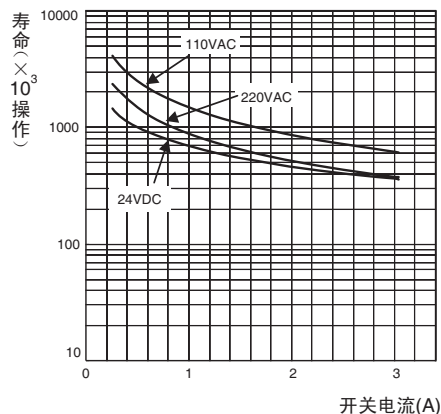


寿命

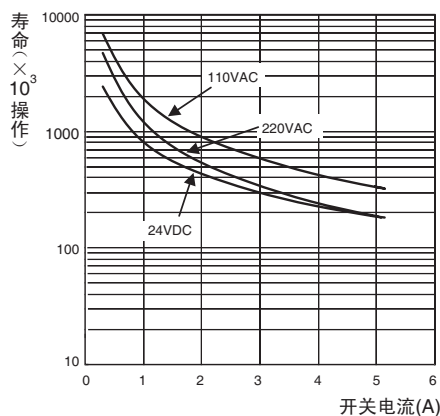
MY2J(阻性负载)



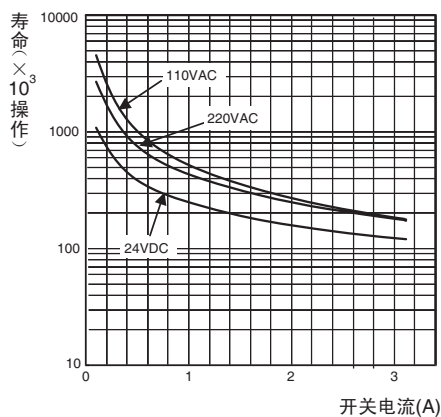
MY2J(感性负载)



MY4J(阻性负载)



MY4J(感性负载)



继电器

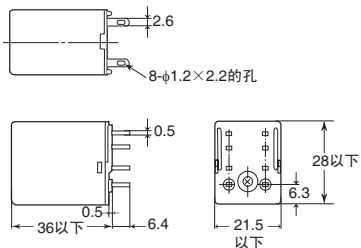
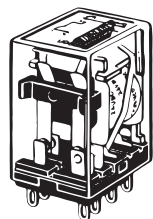
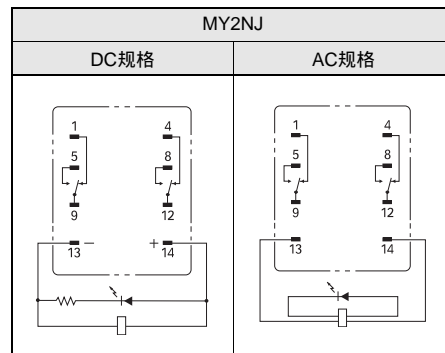
一般继电器

技术指南

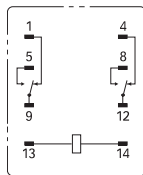
外形尺寸

(单位: mm)

MY2J、MY2NJ、MY2J-D、MY2NJ-D2、  
MY2J-CR、MY2NJ-CR

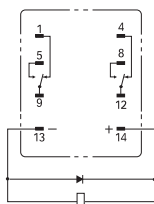


MY2J

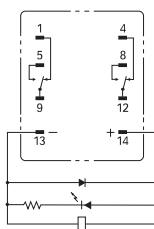


注. DC型号具有极性。

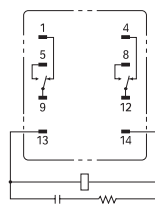
MY2J-D



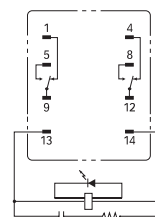
MY2NJ-D2



MY2J-CR

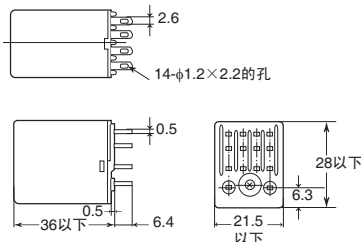

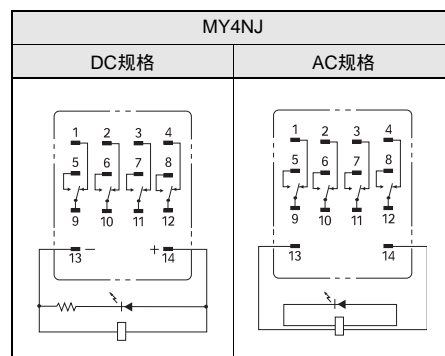


MY2NJ-CR

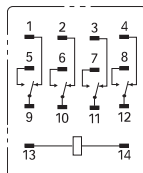


CAD数据

MY4J、MY4NJ、MY4J-D、MY4NJ-D2  
MY4J-CR、MY4NJ-CR

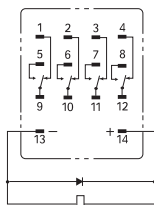


MY4J

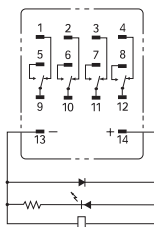


注. DC型号具有极性。

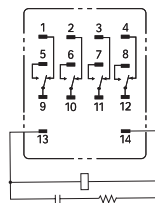
MY4J-D



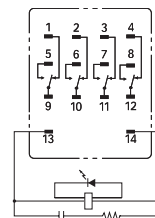
MY4NJ-D2



MY4J-CR



MY4NJ-CR



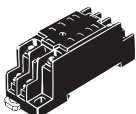
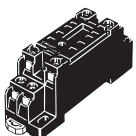
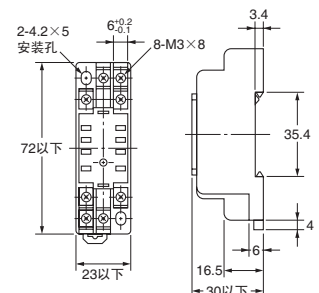
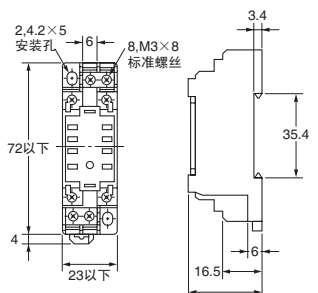
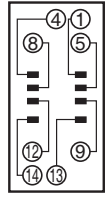
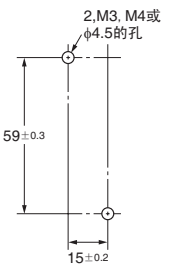
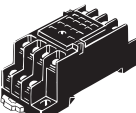
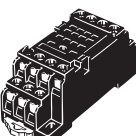
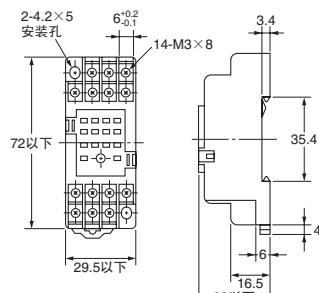
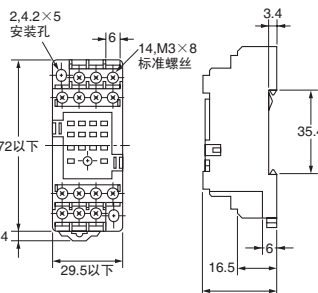
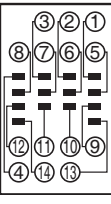
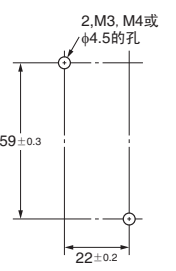
CAD数据

继电器

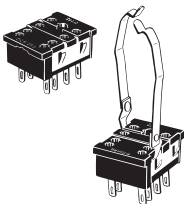
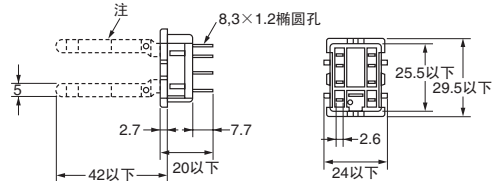
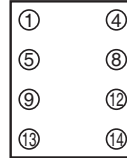
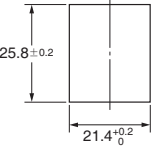
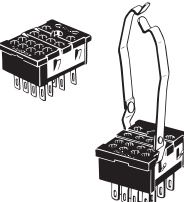
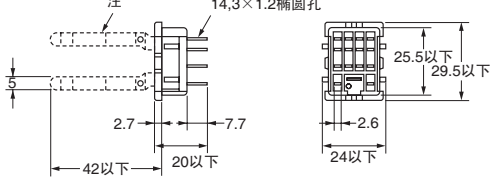

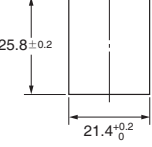
一般继电器

技术指南

附件  
导轨安装插座

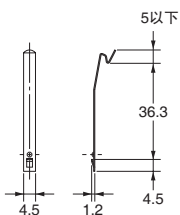
插座	尺寸(单位:mm)		端子配置/内部连接 (TOP VIEW)	安装孔
<p>PYF08A-C</p>  <p>PYF08A-E</p> 	<p>PYF08A-C</p> 	<p>PYF08A-E</p> 		 <p>(TOP VIEW) 注: 也可以进行导轨安装。</p>
<p>PYF14A-C</p>  <p>PYF14A-E</p> 	<p>PYF14A-C</p> 	<p>PYF14A-E</p> 		 <p>(TOP VIEW) 注: 也可以进行导轨安装。</p>

后端连接插座

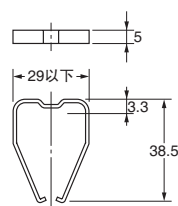
插座	尺寸(单位:mm)	端子配置/内部连接 (TOP VIEW)	安装孔
<p>PY08/PY08-Y1</p> 	 <p>注: PY08-Y1型包括虚线部位。</p>		
<p>PY14/PY14-Y1</p> 	 <p>注: PY14-Y1型包括虚线部位。</p>		

保持夹子

PYP-A1 (1套2个)

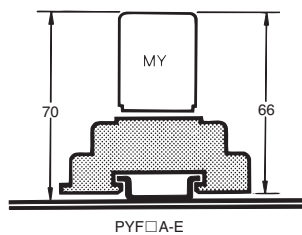


PYC-P

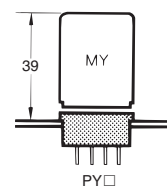


插座安装的高度

DIN导轨/表面安装插座

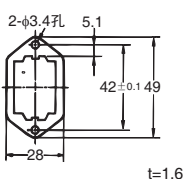


背面安装插座

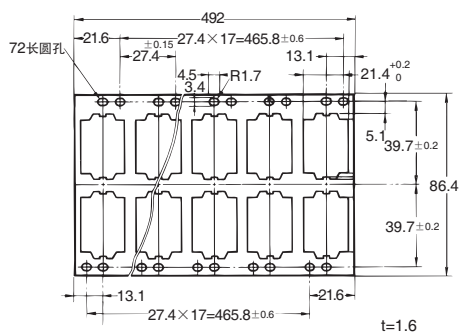


背面连接插座的安装板

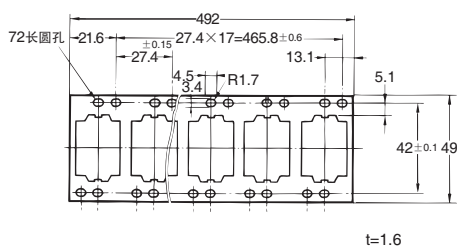
PYP-1



PYP-36



PYP-18



继电器

一般继电器

技术指南