

# GNR Series



● **Features:**

- Small and Low profile inductor
- It corresponds to high current
- Shield structure magnetically

● **Applications:**

- LCD Display etc.
- For DC TO DC Converters
- PDA

● **Operating temperature: -40 °C to +125 °C**

● **Dimensions and Land Patterns. (UNIT: mm)**

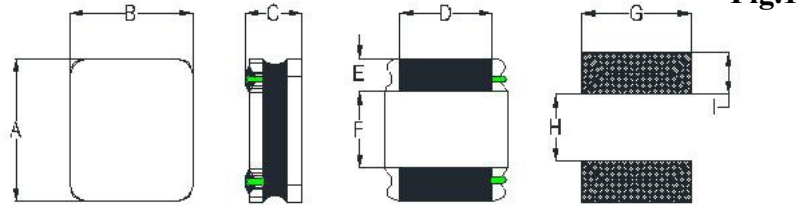


Fig.1

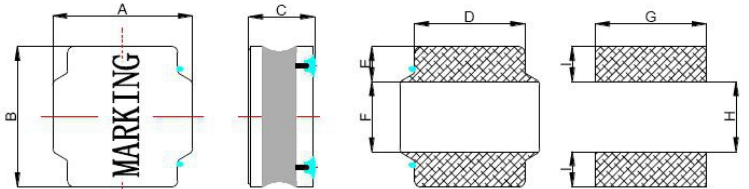
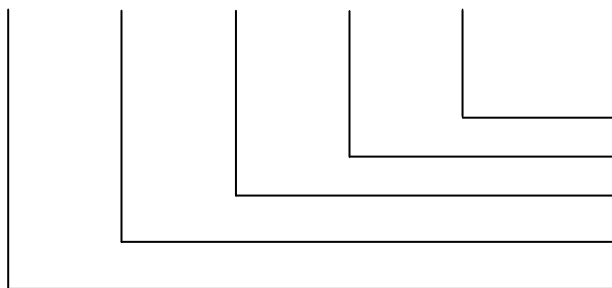


Fig.2

TYPE	A ±0.2	B ±0.2	C (max)	D ±0.3	E ±0.2	F ±0.3	G	H	I	
GNR252010	2.5	2.0	1.10	1.5	0.80	0.8	2.0	0.8	0.85	Fig.1
GNR252012	2.5	2.0	1.40	1.5	0.80	0.8	2.0	0.8	0.85	Fig.1
GNR3010	3.0	3.0	1.00	2.5	0.75	1.5	2.7	1.5	0.80	Fig.2
GNR3012	3.0	3.0	1.20	2.5	0.75	1.5	2.7	1.5	0.50	Fig.2
GNR3015	3.0	3.0	1.50	2.5	0.75	1.5	2.7	1.5	0.80	Fig.2
GNR4015	4.0	4.0	1.65	3.3	0.95	2.1	3.7	1.9	1.10	Fig.2
GNR4018	4.0	4.0	1.85	3.3	0.95	2.1	3.7	1.9	1.10	Fig.2
GNR4020	4.0	4.0	2.10	3.3	0.95	2.1	3.7	1.9	1.10	Fig.2
GNR4030	4.0	4.0	3.00	3.3	0.95	2.1	3.7	1.9	1.10	Fig.2
GNR5015	5.0	5.0	1.50	4.0	1.25	2.5	4.2	2.3	1.40	Fig.2
GNR5020	5.0	5.0	2.20	4.0	1.25	2.5	4.2	2.3	1.40	Fig.2
GNR5030	5.0	5.0	3.00	4.0	1.25	2.5	4.2	2.3	1.40	Fig.2
GNR5040	5.0	5.0	4.00	4.0	1.25	2.5	4.2	2.3	1.40	Fig.2
GNR6020	6.0	6.0	2.00	4.9	1.55	2.9	5.7	2.8	1.70	Fig.2
GNR6028	6.0	6.0	2.80	4.9	1.55	2.9	5.7	2.8	1.70	Fig.2
GNR6045	6.0	6.0	4.50	4.9	1.55	2.9	5.7	2.8	1.70	Fig.2
GNR8040	8.0	8.0	4.20	6.3	2.20	4.0	7.5	3.8	2.20	Fig.2

● **Part Numbering**

GNR 6045 M T 100



- Inductance Value: 100:10uH
- Packaging Code: Taping Reel
- Inductance Tolerance: N: ±30% M: ±20%
- Dimensions: 252010 252012 3010 3015 4018.....
- Product Type

**Electrical characteristics List**  
**GNR 252010 Series**

PART No.	L(uH)	Tolerance	Test Condition	DCR (Ω)MAX	Isat (A)	Irms (A)
GNR252010NTR24	0.24	N	1MHz/1V	0.034	4.40	3.00
GNR252010NTR33	0.33	N	1MHz/1V	0.043	4.30	2.70
GNR252010NTR47	0.47	N	1MHz/1V	0.044	3.20	2.60
GNR252010NTR68	0.68	N	1MHz/1V	0.062	3.10	2.35
GNR252010MT1R0	1.0	M	1MHz/1V	0.080	2.50	2.05
GNR252010MT1R5	1.5	M	1MHz/1V	0.108	2.05	1.70
GNR252010MT2R2	2.2	M	1MHz/1V	0.139	1.75	1.50
GNR252010MT3R3	3.3	M	1MHz/1V	0.228	1.35	1.20
GNR252010MT4R7	4.7	M	1MHz/1V	0.330	1.15	1.00
GNR252010MT6R8	6.8	M	1MHz/1V	0.480	0.95	0.80
GNR252010MT100	10	M	1MHz/1V	0.600	0.75	0.74
GNR252010MT150	15	M	1MHz/1V	0.950	0.60	0.50

**GNR 252012 Series**

PART No.	L(uH)	Tolerance	Test Condition	DCR (Ω)MAX	Isat (A)	Irms (A)
GNR252012NTR24	0.24	N	1MHz/1V	0.023	4.80	4.50
GNR252012NTR33	0.33	N	1MHz/1V	0.031	4.70	3.70
GNR252012NTR47	0.47	N	1MHz/1V	0.036	4.50	3.30
GNR252012NTR68	0.68	N	1MHz/1V	0.042	3.30	2.50
GNR252012MT1R0	1.0	M	1MHz/1V	0.060	2.50	2.60
GNR252012MT1R5	1.5	M	1MHz/1V	0.078	2.50	2.20
GNR252012MT1R2	1.2	M	1MHz/1V	0.090	2.35	2.00
GNR252012MT2R2	2.2	M	1MHz/1V	0.108	1.90	1.90
GNR252012MT3R3	3.3	M	1MHz/1V	0.156	1.35	1.50
GNR252012MT4R7	4.7	M	1MHz/1V	0.228	1.20	1.20
GNR252012MT6R8	6.8	M	1MHz/1V	0.360	1.10	1.05
GNR252012MT100	10	M	1MHz/1V	0.522	0.85	0.86

**GNR3010 Series**

PART No.	L(uH)	Tolerance	Test Condition	DCR (Ω) ±30%	Isat (A)	Irms (A)
GNR3010NT1R0	1.0	N	100KHZ/0.25V	0.065	1.40	1.45
GNR3010NT1R5	1.5	N	100KHZ/0.25V	0.080	1.27	1.30
GNR3010MT2R2	2.2	M	100KHZ/0.25V	0.095	1.15	1.09
GNR3010MT3R3	3.3	M	100KHZ/0.25V	0.140	0.97	0.96
GNR3010MT4R7	4.7	M	100KHZ/0.25V	0.190	0.75	0.77
GNR3010MT6R8	6.8	M	100KHZ/0.25V	0.300	0.65	0.66
GNR3010MT100	10	M	100KHZ/0.25V	0.450	0.60	0.58
GNR3010MT150	15	M	100KHZ/0.25V	0.740	0.45	0.42
GNR3010MT220	22	M	100KHZ/0.25V	1.03	0.35	0.38
GNR3010MT330	33	M	100KHZ/0.25V	1.55	0.26	0.28
GNR3010MT470	47	M	100KHZ/0.25V	2.05	0.22	0.24

## Electrical characteristics List

## GNR3012 Series

PART No.	L(uH)	Tolerance	Test Condition	DCR( $\Omega$ ) $\pm 30\%$	Isat (A)	Irms (A)
GNR3012NTR33	0.33	N	100KHZ/0.25V	0.021	3.00	2.90
GNR3012NTR47	0.47	N	100KHZ/0.25V	0.033	2.20	2.20
GNR3012NTR82	0.82	N	100KHZ/0.25V	0.040	2.05	2.10
GNR3012NT1R0	1.0	N	100KHZ/0.25V	0.048	1.90	2.00
GNR3012NT1R5	1.5	N	100KHZ/0.25V	0.055	1.62	1.85
GNR3012MT2R2	2.2	M	100KHZ/0.25V	0.075	1.20	1.55
GNR3012MT3R3	3.3	M	100KHZ/0.25V	0.100	1.05	1.35
GNR3012MT4R7	4.7	M	100KHZ/0.25V	0.120	0.90	1.25
GNR3012MT5R6	5.6	M	100KHZ/0.25V	0.160	0.80	1.10
GNR3012MT6R8	6.8	M	100KHZ/0.25V	0.190	0.75	1.00
GNR3012MT100	10	M	100KHZ/0.25V	0.265	0.60	0.89
GNR3012MT150	15	M	100KHZ/0.25V	0.430	0.45	0.72
GNR3012MT220	22	M	100KHZ/0.25V	0.630	0.42	0.55
GNR3012MT330	33	M	100KHZ/0.25V	1.030	0.31	0.33
GNR3012MT470	47	M	100KHZ/0.25V	1.450	0.25	0.28

## GNR3015 Series

PART No.	L(uH)	Tolerance	Test Condition	DCR( $\Omega$ ) $\pm 30\%$	Isat (A)	Irms (A)
GNR3015NTR30	0.30	N	100KHZ/0.25V	0.015	4.6	3.50
GNR3015NTR47	0.47	N	100KHZ/0.25V	0.020	4.00	3.50
GNR3015NT1R0	1.0	N	100KHZ/0.25V	0.030	2.32	2.10
GNR3015NT1R5	1.5	N	100KHZ/0.25V	0.050	2.00	1.70
GNR3015NT1R8	1.8	N	100KHZ/0.25V	0.055	1.75	1.65
GNR3015NT2R2	2.2	N	100KHZ/0.25V	0.060	1.60	1.60
GNR3015NT2R7	2.7	N	100KHZ/0.25V	0.070	1.52	1.50
GNR3015MT3R3	3.3	M	100KHZ/0.25V	0.080	1.32	1.36
GNR3015MT4R7	4.7	M	100KHZ/0.25V	0.125	1.10	1.09
GNR3015MT5R6	5.6	M	100KHZ/0.25V	0.170	1.05	1.00
GNR3015MT6R8	6.8	M	100KHZ/0.25V	0.200	0.85	0.85
GNR3015MT100	10	M	100KHZ/0.25V	0.250	0.72	0.77
GNR3015MT150	15	M	100KHZ/0.25V	0.350	0.66	0.65
GNR3015MT180	18	M	100KHZ/0.25V	0.430	0.56	0.59
GNR3015MT220	22	M	100KHZ/0.25V	0.460	0.52	0.57
GNR3015MT330	33	M	100KHZ/0.25V	0.780	0.44	0.42
GNR3015MT470	47	M	100KHZ/0.25V	1.200	0.35	0.32

**Electrical characteristics List**  
**GNR4015 Series**

PART No.	L(uH)	Tolerance	Test Condition	DCR( $\Omega$ ) $\pm 30\%$	Isat (A)	Irms (A)
GNR4015NT1R0	1.0	N	100KHZ/0.25V	0.035	3.30	2.50
GNR4015MT1R5	1.5	M	100KHZ/0.25V	0.040	2.70	2.20
GNR4015MT2R2	2.2	M	100KHZ/0.25V	0.053	2.10	2.00
GNR4015MT3R3	3.3	M	100KHZ/0.25V	0.075	1.90	1.80
GNR4015MT4R7	4.7	M	100KHZ/0.25V	0.100	1.45	1.35
GNR4015MT6R8	6.8	M	100KHZ/0.25V	0.135	1.30	1.20
GNR4015MT100	10	M	100KHZ/0.25V	0.200	1.10	1.00
GNR4015MT150	15	M	100KHZ/0.25V	0.300	0.90	0.85
GNR4015MT220	22	M	100KHZ/0.25V	0.400	0.72	0.68
GNR4015MT470	47	M	100KHZ/0.25V	0.975	0.55	0.45

**GNR4018 Series**

PART No.	L(uH)	Tolerance	Test Condition	DCR( $\Omega$ ) $\pm 30\%$	Isat (A)	Irms (A)
GNR4018NTR56	0.56	N	100KHZ/0.25V	0.018	6.5	3.5
GNR4018NT1R0	1.0	N	100KHZ/0.25V	0.023	4.5	2.50
GNR4018NT1R5	1.5	N	100KHZ/0.25V	0.033	3.35	2.34
GNR4018MT2R2	2.2	M	100KHZ/0.25V	0.044	2.70	2.00
GNR4018MT3R3	3.3	M	100KHZ/0.25V	0.070	2.45	1.90
GNR4018MT4R7	4.7	M	100KHZ/0.25V	0.090	1.70	1.70
GNR4018MT6R8	6.8	M	100KHZ/0.25V	0.124	1.45	1.30
GNR4018MT8R2	8.2	M	100KHZ/0.25V	0.180	1.40	1.15
GNR4018MT100	10	M	100KHZ/0.25V	0.200	1.30	1.10
GNR4018MT120	12	M	100KHZ/0.25V	0.230	1.15	0.95
GNR4018MT150	15	M	100KHZ/0.25V	0.268	0.94	0.92
GNR4018MT220	22	M	100KHZ/0.25V	0.390	0.80	0.80
GNR4018MT330	33	M	100KHZ/0.25V	0.560	0.65	0.60
GNR4018MT470	47	M	100KHZ/0.25V	0.850	0.57	0.50

**GNR4020 Series**

PART No.	L(uH)	Tolerance	Test Condition	DCR( $\Omega$ ) $\pm 30\%$	Isat (A)	Irms (A)
GNR4020NT1R0	1.0	N	100KHZ/0.25V	0.028	5.10	2.15
GNR4020NT1R5	1.5	N	100KHZ/0.25V	0.035	4.45	1.98
GNR4020MT2R2	2.2	M	100KHZ/0.25V	0.040	3.40	1.85
GNR4020MT3R3	3.3	M	100KHZ/0.25V	0.070	3.20	1.40
GNR4020MT4R7	4.7	M	100KHZ/0.25V	0.080	2.35	1.34
GNR4020MT6R8	6.8	M	100KHZ/0.25V	0.125	2.00	1.04
GNR4020MT8R2	8.2	M	100KHZ/0.25V	0.150	1.75	1.00
GNR4020MT100	10	M	100KHZ/0.25V	0.165	1.60	0.90
GNR4020MT120	12	M	100KHZ/0.25V	0.175	1.50	0.88
GNR4020MT150	15	M	100KHZ/0.25V	0.230	1.35	0.77
GNR4020MT220	22	M	100KHZ/0.25V	0.350	1.05	0.62
GNR4020MT330	33	M	100KHZ/0.25V	0.500	0.85	0.49
GNR4020MT470	47	M	100KHZ/0.25V	0.710	0.74	0.44
GNR4020MT560	56	M	100KHZ/0.25V	0.800	0.68	0.40
GNR4020MT680	68	M	100KHZ/0.25V	1.250	0.60	0.35

**Electrical characteristics List**  
**GNR4030 Series**

PART No.	L(uH)	Tolerance	Test Condition	DCR( $\Omega$ ) $\pm 30\%$	Isat (A)	Irms (A)
GNR4030NTR47	0.47	N	100KHZ/0.25V	0.011	7.50	3.50
GNR4030NT1R0	1.0	N	100KHZ/0.25V	0.015	5.90	3.40
GNR4030NT1R5	1.5	N	100KHZ/0.25V	0.025	4.85	3.30
GNR4030NT1R8	1.8	N	100KHZ/0.25V	0.030	4.25	3.20
GNR4030MT2R2	2.2	M	100KHZ/0.25V	0.035	4.10	2.95
GNR4030MT3R3	3.3	M	100KHZ/0.25V	0.040	3.30	2.40
GNR4030MT3R9	3.9	M	100KHZ/0.25V	0.057	3.00	2.10
GNR4030MT4R7	4.7	M	100KHZ/0.25V	0.060	2.90	2.00
GNR4030MT5R6	5.6	M	100KHZ/0.25V	0.070	2.75	1.95
GNR4030MT6R8	6.8	M	100KHZ/0.25V	0.075	2.60	1.70
GNR4030MT7R5	7.5	M	100KHZ/0.25V	0.090	2.20	1.65
GNR4030MT8R2	8.2	M	100KHZ/0.25V	0.100	2.10	1.60
GNR4030MT100	10	M	100KHZ/0.25V	0.115	1.95	1.50
GNR4030MT120	12	M	100KHZ/0.25V	0.140	1.70	1.35
GNR4030MT150	15	M	100KHZ/0.25V	0.190	1.65	1.15
GNR4030MT180	18	M	100KHZ/0.25V	0.215	1.40	1.10
GNR4030MT220	22	M	100KHZ/0.25V	0.225	1.30	1.00
GNR4030MT330	33	M	100KHZ/0.25V	0.330	1.10	0.84
GNR4030MT470	47	M	100KHZ/0.25V	0.500	0.90	0.72
GNR4030MT560	56	M	100KHZ/0.25V	0.560	0.85	0.65
GNR4030MT680	68	M	100KHZ/0.25V	0.750	0.75	0.55
GNR4030MT820	82	M	100KHZ/0.25V	0.950	0.68	0.50
GNR4030MT101	100	M	100KHZ/0.25V	1.150	0.60	0.45
GNR4030MT151	150	M	100KHZ/0.25V	2.350	0.50	0.35

**GNR5015 Series**

PARTNo.	L(uH)	Tolerance	Test Condition	DCR( $\Omega$ ) $\pm 30\%$	Isat (A)	Irms (A)
GNR5015NT1R0	1.0	N	100KHZ/0.25V	35	4.50	2.80
GNR5015NT1R5	1.5	N	100KHZ/0.25V	50	3.50	2.50
GNR5015NT2R2	2.2	N	100KHZ/0.25V	65	3.00	2.20
GNR5015NT3R3	3.3	N	100KHZ/0.25V	80	2.50	1.90
GNR5015NT4R7	4.7	N	100KHZ/0.25V	100	2.10	1.60
GNR5015MT6R8	6.8	M	100KHZ/0.25V	150	1.65	1.40
GNR5015MT100	10	M	100KHZ/0.25V	200	1.45	1.20
GNR5015MT150	15	M	100KHZ/0.25V	320	1.20	0.85
GNR5015MT220	22	M	100KHZ/0.25V	450	1.10	0.75

**Electrical characteristics List**  
**GNR5020 Series**

PARTNo.	L(uH)	Tolerance	Test Condition	DCR( $\Omega$ ) $\pm 30\%$	Isat (A)	Irms (A)
GNR5020NTR22	0.22	N	100KHZ/0.25V	0.011	6.00	5.00
GNR5020NTR24	0.24	N	100KHZ/0.25V	0.011	6.00	5.00
GNR5020NTR47	0.47	N	100KHZ/0.25V	0.015	4.85	3.95
GNR5020NT1R0	1.0	N	100KHZ/0.25V	0.020	4.33	3.70
GNR5020NT1R2	1.2	N	100KHZ/0.25V	0.025	4.20	3.50
GNR5020NT1R5	1.5	N	100KHZ/0.25V	0.026	4.10	3.20
GNR5020NT1R8	1.8	N	100KHZ/0.25V	0.030	4.00	3.00
GNR5020NT2R2	2.2	N	100KHZ/0.25V	0.038	3.85	2.90
GNR5020NT2R7	2.7	N	100KHZ/0.25V	0.045	3.50	2.40
GNR5020NT3R3	3.3	N	100KHZ/0.25V	0.046	3.25	2.40
GNR5020NT3R9	3.9	N	100KHZ/0.25V	0.050	2.90	2.15
GNR5020MT4R7	4.7	M	100KHZ/0.25V	0.065	2.40	2.05
GNR5020MT5R6	5.6	M	100KHZ/0.25V	0.072	2.30	1.85
GNR5020MT6R8	6.8	M	100KHZ/0.25V	0.092	2.10	1.70
GNR5020MT8R2	8.2	M	100KHZ/0.25V	0.100	1.90	1.60
GNR5020MT100	10	M	100KHZ/0.25V	0.125	1.80	1.50
GNR5020MT150	15	M	100KHZ/0.25V	0.180	1.44	1.25
GNR5020MT220	22	M	100KHZ/0.25V	0.250	1.18	1.05
GNR5020MT330	33	M	100KHZ/0.25V	0.370	0.97	0.83
GNR5020MT470	47	M	100KHZ/0.25V	0.560	0.81	0.70
GNR5020MT680	68	M	100KHZ/0.25V	0.850	0.70	0.53

**GNR5030 Series**

PARTNo.	L(uH)	Tolerance	Test Condition	DCR( $\Omega$ ) $\pm 30\%$	Isat (A)	Irms (A)
GNR5030NTR47	0.47	N	100KHZ/0.25V	0.010	9.00	5.00
GNR5030NT1R0	1.0	N	100KHZ/0.25V	0.015	6.65	4.00
GNR5030NT1R5	1.5	N	100KHZ/0.25V	0.016	6.0	3.90
GNR5030NT2R2	2.2	N	100KHZ/0.25V	0.023	4.20	3.50
GNR5030NT3R3	3.3	N	100KHZ/0.25V	0.030	3.60	3.00
GNR5030NT4R7	4.7	N	100KHZ/0.25V	0.035	3.10	2.60
GNR5030MT6R8	6.8	M	100KHZ/0.25V	0.052	2.50	2.30
GNR5030MT100	10	M	100KHZ/0.25V	0.070	2.10	1.70
GNR5030MT150	15	M	100KHZ/0.25V	0.125	1.60	1.40
GNR5030MT220	22	M	100KHZ/0.25V	0.180	1.40	1.05
GNR5030MT330	33	M	100KHZ/0.25V	0.225	1.15	0.80
GNR5030MT470	47	M	100KHZ/0.25V	0.325	0.95	0.70
GNR5030MT560	56	M	100KHZ/0.25V	0.420	0.89	0.63
GNR5030MT680	68	M	100KHZ/0.25V	0.475	0.85	0.68
GNR5030MT101	100	M	100KHZ/0.25V	0.720	0.71	0.65
GNR5030MT151	150	M	100KHZ/0.25V	1.050	0.60	0.55
GNR5030MT221	220	M	100KHZ/0.25V	1.300	0.55	0.45

## Electrical characteristics List

## GNR5040 Series

PARTNo.	L(uH)	Tolerance	Test Condition	DCR( $\Omega$ ) $\pm 30\%$	Isat (A)	Irms (A)
GNR5040NT1R0	1.0	N	100KHZ/0.25V	0.013	7.35	4.90
GNR5040NT1R5	1.5	N	100KHZ/0.25V	0.015	6.30	4.30
GNR5040NT1R8	1.8	N	100KHZ/0.25V	0.018	6.10	3.90
GNR5040NT2R2	2.2	N	100KHZ/0.25V	0.019	4.90	3.80
GNR5040NT2R7	2.7	N	100KHZ/0.25V	0.022	4.30	3.60
GNR5040NT3R3	3.3	N	100KHZ/0.25V	0.024	3.95	3.40
GNR5040NT3R9	3.9	N	100KHZ/0.25V	0.027	3.55	3.20
GNR5040NT4R7	4.7	N	100KHZ/0.25V	0.030	3.50	3.00
GNR5040MT5R6	5.6	M	100KHZ/0.25V	0.033	3.20	2.80
GNR5040MT6R8	6.8	M	100KHZ/0.25V	0.043	3.00	2.50
GNR5040MT8R2	8.2	M	100KHZ/0.25V	0.055	2.90	2.30
GNR5040MT100	10	M	100KHZ/0.25V	0.064	2.35	2.10
GNR5040MT150	15	M	100KHZ/0.25V	0.086	2.00	2.00
GNR5040MT220	22	M	100KHZ/0.25V	0.129	1.60	1.50
GNR5040MT270	27	M	100KHZ/0.25V	0.165	1.50	1.30
GNR5040MT330	33	M	100KHZ/0.25V	0.188	1.30	1.20
GNR5040MT390	39	M	100KHZ/0.25V	0.225	1.20	1.10
GNR5040MT470	47	M	100KHZ/0.25V	0.270	1.10	1.00
GNR5040MT680	68	M	100KHZ/0.25V	0.400	0.90	0.80
GNR5040MT101	100	M	100KHZ/0.25V	0.560	0.75	0.70

## GNR6020 Series

PARTNo.	L(uH)	Tolerance	Test Condition	DCR( $\Omega$ ) $\pm 30\%$	Isat (A)	Irms (A)
GNR6020NT1R0	1.0	N	100KHZ/0.25V	0.020	4.30	3.50
GNR6020NT1R5	1.5	N	100KHZ/0.25V	0.025	4.25	3.20
GNR6020NT2R2	2.2	N	100KHZ/0.25V	0.035	3.75	2.75
GNR6020NT3R3	3.3	N	100KHZ/0.25V	0.045	3.15	2.60
GNR6020NT4R7	4.7	N	100KHZ/0.25V	0.058	3.00	2.00
GNR6020MT5R6	5.6	M	100KHZ/0.25V	0.070	2.40	1.90
GNR6020MT6R8	6.8	M	100KHZ/0.25V	0.085	2.20	1.80
GNR6020MT100	10	M	100KHZ/0.25V	0.120	1.75	1.40
GNR6020MT150	15	M	100KHZ/0.25V	0.160	1.50	1.20
GNR6020MT220	22	M	100KHZ/0.25V	0.240	1.25	1.00
GNR6020MT270	27	M	100KHZ/0.25V	0.350	1.15	0.95
GNR6020MT330	33	M	100KHZ/0.25V	0.400	1.10	0.90
GNR6020MT470	47	M	100KHZ/0.25V	0.500	1.00	0.80

**Electrical characteristics List**
**GNR6028 Series**

PART No.	L(μH)	Tolerance	Test Condition	DCR(Ω) ±30%	Isat (A)	Irms (A)
GNR6028NT1R0	1.0	N	100KHZ/0.25V	0.012	6.70	4.60
GNR6028NT1R5	1.5	N	100KHZ/0.25V	0.016	6.00	4.60
GNR6028NT2R2	2.2	N	100KHZ/0.25V	0.020	5.10	3.75
GNR6028NT3R3	3.3	N	100KHZ/0.25V	0.025	6.63	3.40
GNR6028NT4R7	4.7	N	100KHZ/0.25V	0.033	3.00	3.00
GNR6028NT5R6	5.6	N	100KHZ/0.25V	0.045	2.80	2.45
GNR6028MT6R8	6.8	M	100KHZ/0.25V	0.056	2.60	2.40
GNR6028MT8R2	8.2	M	100KHZ/0.25V	0.068	2.40	2.25
GNR6028MT100	10	M	100KHZ/0.25V	0.078	2.05	1.90
GNR6028MT120	12	M	100KHZ/0.25V	0.088	1.80	1.70
GNR6028MT150	15	M	100KHZ/0.25V	0.125	1.75	1.50
GNR6028MT180	18	M	100KHZ/0.25V	0.130	1.55	1.45
GNR6028MT220	22	M	100KHZ/0.25V	0.140	1.45	1.40
GNR6028MT270	27	M	100KHZ/0.25V	0.180	1.40	1.30
GNR6028MT330	33	M	100KHZ/0.25V	0.220	1.35	1.10
GNR6028MT390	39	M	100KHZ/0.25V	0.225	1.25	1.10
GNR6028MT470	47	M	100KHZ/0.25V	0.280	1.15	1.05
GNR6028MT680	68	M	100KHZ/0.25V	0.420	0.95	0.85
GNR6028MT820	82	M	100KHZ/0.25V	0.550	0.80	0.70
GNR6028MT101	100	M	100KHZ/0.25V	0.670	0.65	0.60
GNR6028MT121	120	M	100KHZ/0.25V	0.820	0.62	0.58

**GNR6045 Series**

PART No.	L(μH)	Tolerance	Test Condition	DCR(Ω) ±30%	Isat (A)	Irms (A)
GNR6045NT1R0	1.0	N	100KHZ/0.25V	0.010	9.00	5.10
GNR6045NT1R5	1.5	N	100KHZ/0.25V	0.012	7.50	4.75
GNR6045NT2R2	2.2	N	100KHZ/0.25V	0.013	6.50	4.60
GNR6045NT3R3	3.3	N	100KHZ/0.25V	0.020	5.30	3.20
GNR6045NT4R7	4.7	N	100KHZ/0.25V	0.024	4.50	3.00
GNR6045NT5R6	5.6	N	100KHZ/0.25V	0.031	3.70	2.80
GNR6045MT6R8	6.8	M	100KHZ/0.25V	0.033	3.30	2.70
GNR6045MT8R2	8.2	M	100KHZ/0.25V	0.045	3.20	2.60
GNR6045MT100	10	M	100KHZ/0.25V	0.052	3.00	2.50
GNR6045MT120	12	M	100KHZ/0.25V	0.058	2.80	2.20
GNR6045MT150	15	M	100KHZ/0.25V	0.077	2.50	1.90
GNR6045MT220	22	M	100KHZ/0.25V	0.115	2.00	1.50
GNR6045MT270	27	M	100KHZ/0.25V	0.120	1.90	1.48
GNR6045MT330	33	M	100KHZ/0.25V	0.150	1.60	1.45
GNR6045MT390	39	M	100KHZ/0.25V	0.180	1.50	1.25
GNR6045MT470	47	M	100KHZ/0.25V	0.220	1.40	1.20
GNR6045MT560	56	M	100KHZ/0.25V	0.260	1.30	1.10
GNR6045MT680	68	M	100KHZ/0.25V	0.290	1.20	0.90
GNR6045MT820	82	M	100KHZ/0.25V	0.355	1.10	0.85
GNR6045MT101	100	M	100KHZ/0.25V	0.430	1.00	0.80
GNR6045MT121	120	M	100KHZ/0.25V	0.530	0.85	0.75
GNR6045MT151	150	M	100KHZ/0.25V	0.760	0.80	0.70
GNR6045MT181	180	M	100KHZ/0.25V	0.845	0.75	0.65



**Electrical characteristics List**  
**GNR8040 Series**

PART No.	L(uH)	Tolerance	Test Condition	DCR( $\Omega$ ) $\pm 30\%$	Isat (A)	Irms (A)
GNR8040NTR56	0.56	N	100KHZ/0.25V	0.005	11.5	7.60
GNR8040NT1R0	1.0	N	100KHZ/0.25V	0.008	9.85	6.30
GNR8040NT1R5	1.5	N	100KHZ/0.25V	0.010	8.15	5.65
GNR8040NT2R2	2.2	N	100KHZ/0.25V	0.012	7.10	5.15
GNR8040NT3R3	3.3	N	100KHZ/0.25V	0.017	6.50	4.40
GNR8040NT4R7	4.7	N	100KHZ/0.25V	0.020	5.90	4.00
GNR8040NT5R6	5.6	N	100KHZ/0.25V	0.024	5.50	3.80
GNR8040MT6R8	6.8	M	100KHZ/0.25V	0.028	4.55	3.60
GNR8040MT8R2	8.2	M	100KHZ/0.25V	0.035	4.20	3.40
GNR8040MT100	10	M	100KHZ/0.25V	0.037	3.60	3.10
GNR8040MT150	15	M	100KHZ/0.25V	0.056	2.95	2.50
GNR8040MT220	22	M	100KHZ/0.25V	0.074	2.40	2.00
GNR8040MT330	33	M	100KHZ/0.25V	0.100	2.05	1.70
GNR8040MT470	47	M	100KHZ/0.25V	0.158	1.75	1.50
GNR8040MT680	68	M	100KHZ/0.25V	0.196	1.45	1.20
GNR8040MT101	100	M	100KHZ/0.25V	0.295	1.15	1.00
GNR8040MT151	150	M	100KHZ/0.25V	0.470	1.10	0.80
GNR8040MT181	180	M	100KHZ/0.25V	0.610	0.90	0.75
GNR8040MT221	220	M	100KHZ/0.25V	0.660	0.85	0.70
GNR8040MT331	330	M	100KHZ/0.25V	0.970	0.68	0.55
GNR8040MT471	470	M	100KHZ/0.25V	1.400	0.60	0.48

**Isat:** DC Saturation Current that will cause initial inductance to drop approximately 30% max.

**Irms:** DC Current that will cause an approximate  $\Delta T$  of 40 °C