

20A,600V-1200V 单相玻璃钝化整流桥 20A,600V-1200V Single Phase Glass Passivated Bridge Rectifier


■特征 Features

- 玻璃钝化芯片
Glass passivated chip
- 低反向漏电流
Low reverse leakage current
- 高耐浪涌电流能力
High surge current capability
- UL 档案编号# E249161
UL recognized file # E249161
- 符合 RoHS 指令 2011/65/EU
Compliant to RoHS directive 2011/65/EU

关键参数 KEY PARAMETERS		
参数 PARAMETER	数值 VALUE	单位 UNIT
$I_{F(AV)}$	20	A
V_{RRM}	600-1200	V
I_{FSM}	300	A
Package	D-SB	

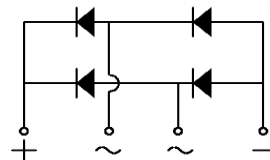
■应用范围 Applications

- 家用电器
Household electric appliances
- 工业电源
Industrial power supply
- 开关式电源
Switching mode power supply
- 通用单相桥式整流桥
General purpose single phase bridge rectifier



■机械参数 Mechanical Data

- 本体: D-SB
Case : D-SB
- 极性: 极性符号铸在管体上
Polarity: Polarity symbols being marked on body
- 安装扭矩: 8.0kgf.cm
Mounting torque: 8.0kgf.cm max
- 重量: 约 6.8 克
Weight : About 6.8 grams



■最大额定值 Maximum Ratings @ Ta = 25°C unless otherwise noted

参数 PARAMETER	符号 SYMBOL	D20SB60	D20SB80	D20SB100	D20SB120	单位 UNIT
反向重复峰值电压 Maximum recurrent peak reverse voltage	V_{RRM}	600	800	1000	1200	V
平均整流输出电流 Average rectified output current	$I_{(AV)}$	20				A
带散热片, $T_C=100^\circ\text{C}$ with heatsink, $T_C=100^\circ\text{C}$						
最大正向浪涌电流, 8.3ms 单半正弦波叠加在额定负载上 Peak surge forward current, 8.3ms single half sine-wave superimposed on rated load	I_{FSM}	300				A
热容值, $1\text{ms}<t<8.3\text{ms}$, $T_j=25^\circ\text{C}$, 单个二极管 Rating for fusing, $1\text{ms}<t<8.3\text{ms}$, $T_j=25^\circ\text{C}$, Rating of per diode	I^2t	373				A^2s
结温 Junction temperature	T_j	-55 ~ +150				$^\circ\text{C}$
存储温度 Storage temperature	T_{STG}	-55 ~ +150				$^\circ\text{C}$
绝缘耐压, 端子与外壳之间外加交流电 1 分钟 Dielectric strength, terminals to case AC 1 minute	V_{dis}	2.5				KV

■电性特性 Electrical Characteristics @ Ta = 25°C unless otherwise noted

参数 PARAMETER	条件 CONDITIONS	符号 SYMBOL	额定值 RATED VALUE	单位 UNIT
正向峰值电压 Peak Forward Voltage	$I_F = 10A$	V_F	1.05	V
反向峰值电流 Peak Reverse Current	VR=VRRM, 脉冲测试, 单个二极管的额定值 VR=VRRM, Pulse measurement Rating of per diode	I_R	Tj=25°C	5
			Tj=125°C	500

■热特性 Thermal Characteristics @ Ta = 25°C unless otherwise noted

参数 PARAMETER	符号 SYMBOL	额定值 RATED VALUE	单位 UNIT
结到环境的热阻, 无散热片 Junction to ambient thermal resistance, without heatsink	$R_{\theta JA}$	22	°C/W
结到管壳的热阻, 有散热片 Junction to case thermal resistance, with heatsink	$R_{\theta JC}$	1.5	°C/W

■特性曲线 Characteristic Curve

FIG1. Derating Curve For Output Rectified Current

图 1. 电流降额曲线

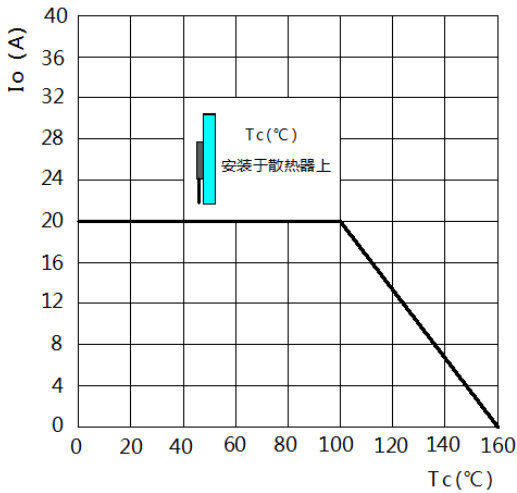


FIG3. Typical Reverse Characteristics Per Bridge Element

图 3. 典型反向特性

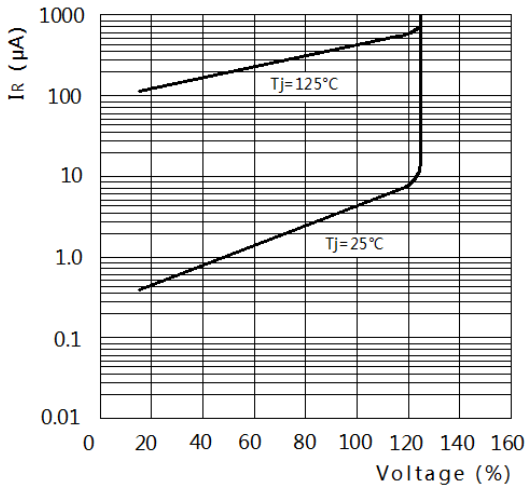


FIG2. Maximum Non-Repetitive Peak Forward Surge Current Per Bridge Element

图 2. 最大正向不重复峰值浪涌电流

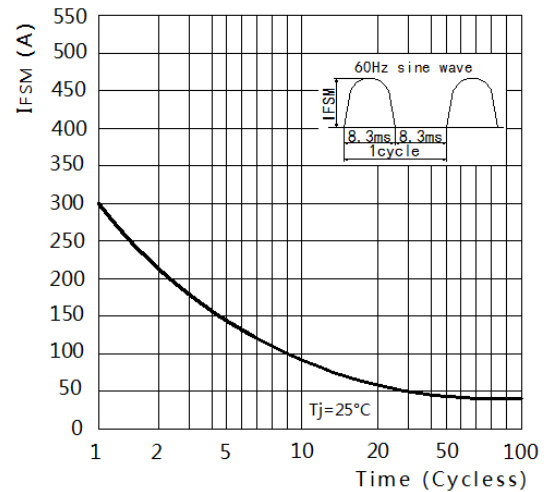
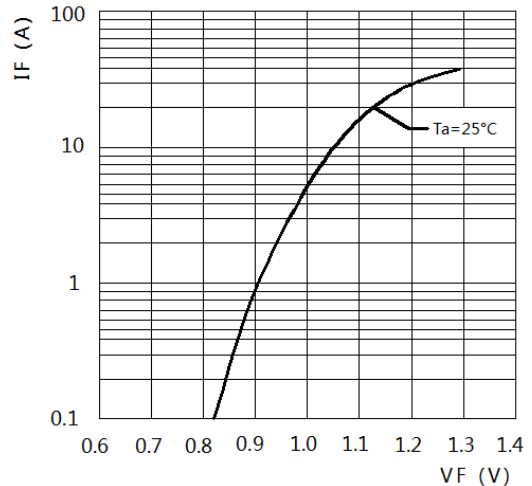


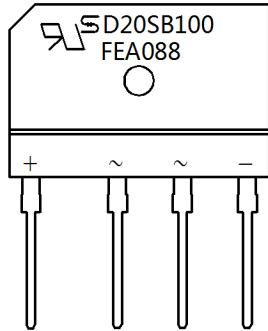
FIG4. Typical Forward Characteristics Per Bridge Element

图 4. 典型正向特性



20A,600V-1200V 单相玻璃钝化整流桥 20A,600V-1200V Single Phase Glass Passivated Bridge Rectifier

■ 标记图 Marking Diagram



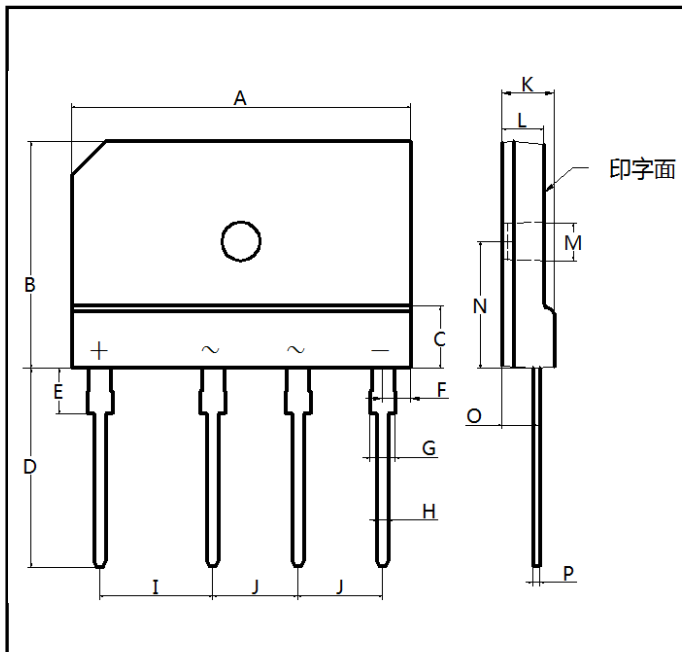
D20SB100 : 标识代码

Marking code

FEA088 : 制程码

Process code

■ 尺寸图 Dimension Drawing



Dim.	Unit(mm)		Unit(inch)	
	Min.	Max.	Min.	Max.
A	29.70	30.30	1.169	1.193
B	19.70	20.30	0.776	0.799
C	5.00	6.00	0.197	0.236
D	17.00	18.00	0.669	0.709
E	3.50	4.50	0.138	0.177
F	2.30	2.70	0.091	0.106
G	2.00	2.40	0.079	0.094
H	0.90	1.10	0.035	0.043
I	9.80	10.20	0.386	0.402
J	7.30	7.70	0.287	0.303
K	4.40	4.80	0.173	0.189
L	3.40	4.00	0.134	0.157
M	3.10	3.70	0.122	0.146
N	10.90	11.50	0.429	0.453
O	2.50	2.90	0.098	0.114
P	0.55	0.75	0.022	0.030