

35A,600V-1000V 单相玻璃钝化整流桥 35A,600V-1000V Single Phase Glass Passivated Bridge Rectifier

■特征 Features

- 玻璃钝化芯片
Glass passivated chip
- 低反向漏电流
Low reverse leakage current
- 高耐浪涌电流能力
High surge current capability
- UL 档案编号# E249161
UL recognized file # E249161
- 符合 RoHS 指令 2011/65/EU
Compliant to RoHS directive 2011/65/EU

关键参数 KEY PARAMETERS		
参数 PARAMETER	数值 VALUE	单位 UNIT
$I_{F(AV)}$	35	A
V_{RRM}	600-1000	V
I_{FSM}	400	A
Package	S-VB	

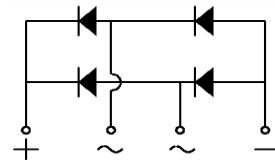
■应用范围 Applications

- 电焊机
Electric welder
- 工业电源
Industrial power supply
- 逆变器
Inverter
- 不间断电源
Uninterruptible power supply



■机械参数 Mechanical Data

- 本体: S-VB
Case : S-VB
- 极性: 极性符号铸在管体上
Polarity: Polarity symbols being marked on body
- 安装扭矩: 12.0 kgf.cm
Mounting torque: 12.0 kgf.cm max
- 重量: 约 21 克
Weight : About 21 grams



■最大额定值 Maximum Ratings @ Ta = 25°C unless otherwise noted

参数 PARAMETER	符号 SYMBOL	S35VB60	S35VB80	S35VB100	单位 UNIT
反向重复峰值电压 Maximum recurrent peak reverse voltage	V_{RRM}	600	800	1000	V
平均整流输出电流 Average rectified output current	$I_{(AV)}$	带散热片, $T_C=85^\circ\text{C}$ with heatsink, $T_C=85^\circ\text{C}$			A
最大正向浪涌电流, 8.3ms 单半正弦波叠加在额定负载上 Peak surge forward current, 8.3ms single half sine-wave superimposed on rated load	I_{FSM}	400			A
热容值, 1ms<t<8.3ms, $T_j=25^\circ\text{C}$, 单个二极管 Rating for fusing, 1ms<t<8.3ms, $T_j=25^\circ\text{C}$, Rating of per diode	I^2t	664			A^2s
结温 Junction temperature	T_j	-55 ~ +150			$^\circ\text{C}$
存储温度 Storage temperature	T_{STG}	-55 ~ +150			$^\circ\text{C}$
绝缘耐压, 端子与外壳之间外加交流电 1 分钟 Dielectric strength, terminals to case AC 1 minute	V_{dis}	2.5			KV

■ 电性特性 Electrical Characteristics @ Ta = 25°C unless otherwise noted

参数 PARAMETER	条件 CONDITIONS	符号 SYMBOL	额定值 RATED VALUE	单位 UNIT
正向峰值电压 Peak Forward Voltage	$I_F = 17.5A$	V_F	1.1	V
反向峰值电流 Peak Reverse Current	VR=VRRM, 脉冲测试, 单个二极管的额定值 VR=VRRM, Pulse measurement Rating of per diode	$T_j=25^\circ C$	5	μA
		$T_j=125^\circ C$	500	

■ 热特性 Thermal Characteristics @ Ta = 25°C unless otherwise noted

参数 PARAMETER	符号 SYMBOL	额定值 RATED VALUE	单位 UNIT
结到环境的热阻, 无散热片 Junction to ambient thermal resistance, without heatsink	$R_{\theta JA}$	26	$^\circ C/W$
结到管壳的热阻, 有散热片 Junction to case thermal resistance, with heatsink	$R_{\theta JC}$	1.4	$^\circ C/W$

■ 特性曲线 Characteristic Curve

FIG1. Derating Curve For Output Rectified Current

图 1. 电流降额曲线

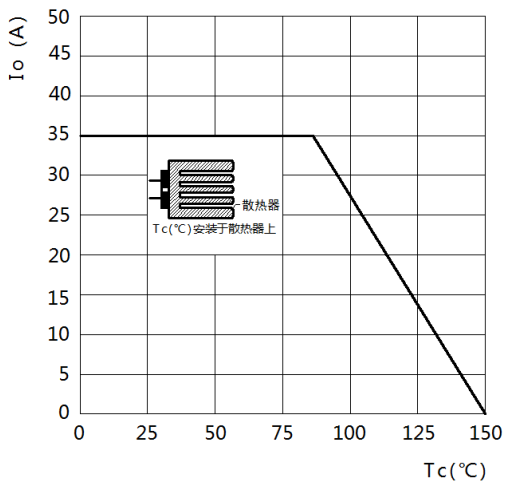


FIG2. Maximum Non-Repetitive Peak Forward Surge Current Per Bridge Element

图 2. 最大正向不重复峰值浪涌电流

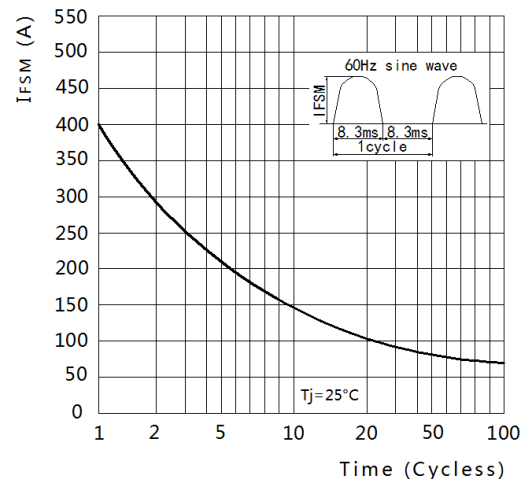


FIG3. Typical Reverse Characteristics Per Bridge Element

图 3. 典型反向特性

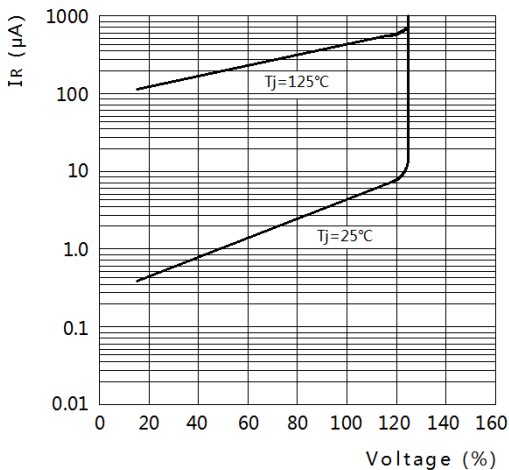
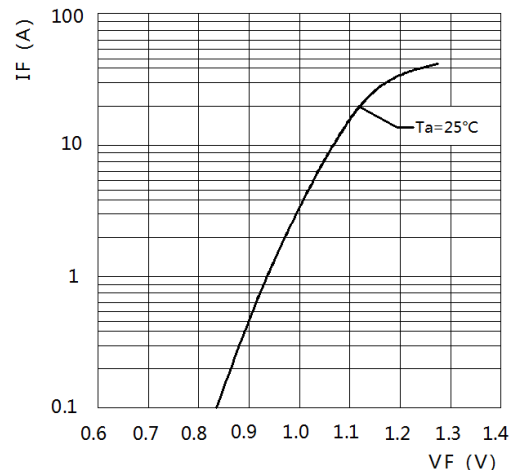


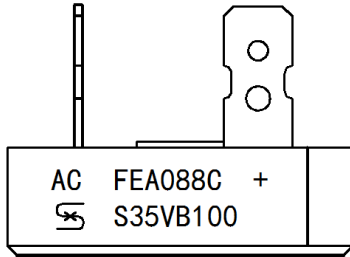
FIG4. Typical Forward Characteristics Per Bridge Element

图 4. 典型正向特性



35A,600V-1000V 单相玻璃钝化整流桥 35A,600V-1000V Single Phase Glass Passivated Bridge Rectifier

■ 标记图 Marking Diagram



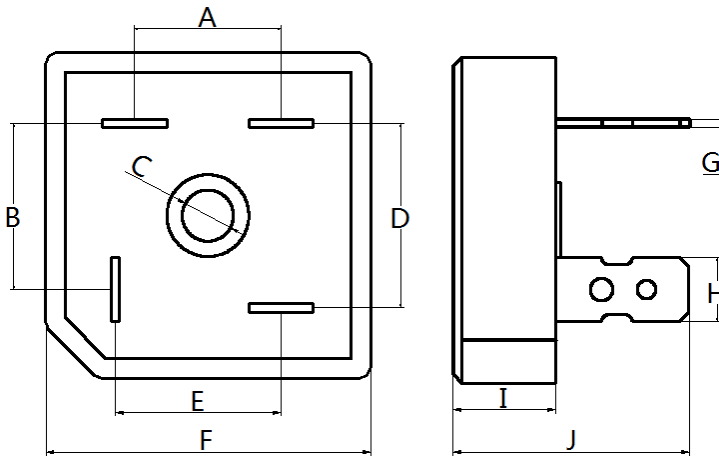
S35VB100 : 标识代码

Marking code

FEA088C : 制程码

Process code

■ 尺寸图 Dimension Drawing



Dim.	Unit(mm)		Unit(inch)	
	Min.	Max.	Min.	Max.
A	13.90	14.90	0.547	0.587
B	15.70	16.70	0.618	0.657
C	4.50	5.50	0.177	0.217
D	17.50	18.50	0.689	0.728
E	15.70	16.70	0.618	0.657
F	31.00	32.00	1.220	1.260
G	0.60	1.00	0.024	0.039
H	6.10	6.50	0.240	0.256
I	9.50	10.50	0.374	0.413
J	22.00	24.00	0.866	0.945

Notice

The information presented in this document is for reference only. Leshan Share Electronic Co., Ltd. reserves the right to make changes without notice for the specification of the products displayed herein to improve reliability, function or design or otherwise.