

产品规格书

DATE SHEET

客户名称: _____

产品名称: 90EPS16 H 系列高压整流二极管

产品型号: 90EPS16 H

产品描述: 玻璃钝化芯片整流桥

90A/1600V

物料编码: _____

拟制	审核	批准

客户确认

90A 高压整流二极管

90A High Voltage Input Rectifier Diode

特征 Features

低正向压降

Very low forward voltage drop

150°C最大工作结温

150 °C max. operating junction temperature

玻璃钝化保护芯片

Glass passivated pellet chip junction

产品符合 ROHS 要求

ROHS compliance

高温焊接保证: 260°C+5°C/10秒

High temperature soldering guaranteed: 260°C+5°C/10 seconds

用途 Applications

输入整流

Input rectification

半导体开关和输出整流

Semiconductors switches and output rectifiers which are available in identical package outlines

型号 Type	反向重复峰值电压 VRRM	反向不重复峰值电压 VRSM	最大反向工作电压 VRWM
90EPS16 H	1600	1700	1280

最大额定值 Maximum Ratings and Thermal Characteristics @ Ta = 25°C unless otherwise noted

参数名称 Item	符号 Symbol	参数条件 Conditions	额定值 Rated value	单位 Unit
平均整流输出电流 Average Rectified Output Current	I _o	60Hz 正弦波负载, 60Hz sine wave load	T _c =25°C 90	A
最大正向浪涌电流 Peak Surge Forward Current	I _{FSM}	60HZ 正弦波, 一个周期, t _j =25°C 60HZ sine wave, 1 cycle, T _j =25°C	1300	A
热容值 Rating for fusing	i ² _t	1ms<t<8.3ms, T _j =25°C, 单个二极管 1ms<t<8.3ms, T _j =25°C, Rating of per diode	7000	A ² S
存储温度 Storage Temperature	T _{STG}		-40~+150	°C
结温 Junction Temperature	T _J		150	°C
结到壳温度 Maximum thermal resistance, unction to case	R _{thJC}		0.38	°C/W
壳到散热器温度 Typical thermal resistance, case to heatsink	R _{thCS}		0.22	
安装扭矩 Mounting Torque	Tor	最大扭矩 Max torque	10	Kg·cm
		建议安装扭矩 The proposed installation torque	6(5)	
重量 Weight		Approximate Weight	约 5.7	g

电气特性 Electrical Characteristics @ Ta = 25°C unless otherwise noted

参数名称 Item	符号 Symbol	测试条件 Test Conditions	额定值 Rated value	单位 Unit
正向峰值电压 Peak Forward Voltage	V _F	IF=45A, 脉冲测试, 二极管的额定值 IF=45A, Pulse measurement, Rate of diode	1	V
		IF=90A, 脉冲测试, 二极管的额定值 IF=90A, Pulse measurement, Rate of diode	1.1	V
反向峰值电流 Peak Reverse Current	I _R	VR=VRRM, 脉冲测试, 单个二极管的额定值 VR=VRRM, Pulse measurement, Rating of per diode	T _j =25°C 0.1	mA
			T _j =125°C 1.0	

特性曲线 Rating Characteristic

FIG.1 . Derating Curve For Output Rectified Current

图 1. 电流降额曲线

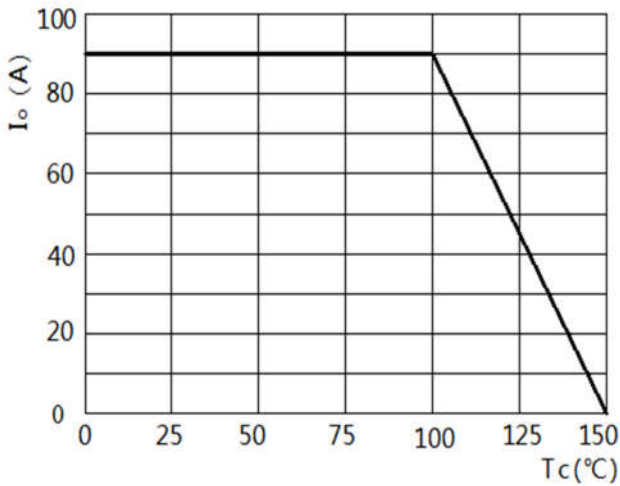


FIG.2 . Maximum Non-Repetitive Peak Orward Surge Current Per Bridge Element

图 2. 最大正向不重复峰值浪涌电流

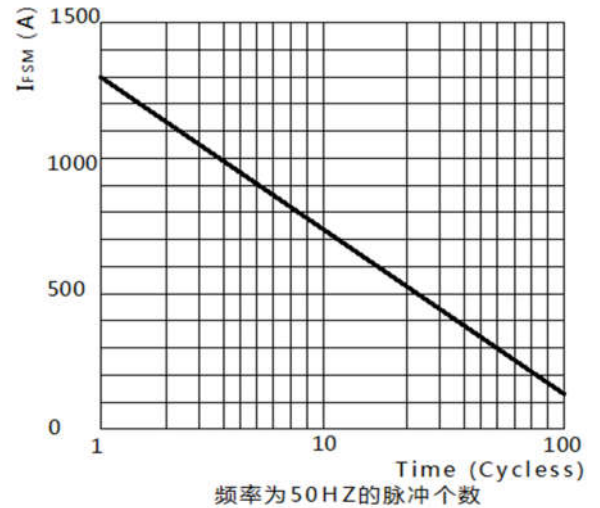


FIG3. Typical Reverse Characteristics Per Bridge Element

图 3. 典型反向特性

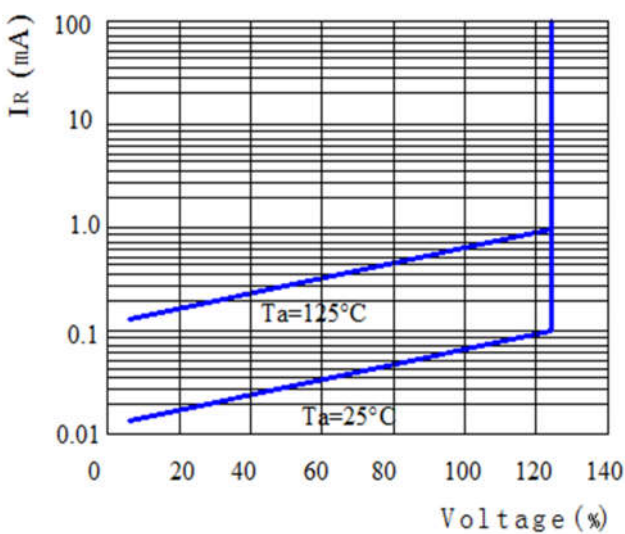
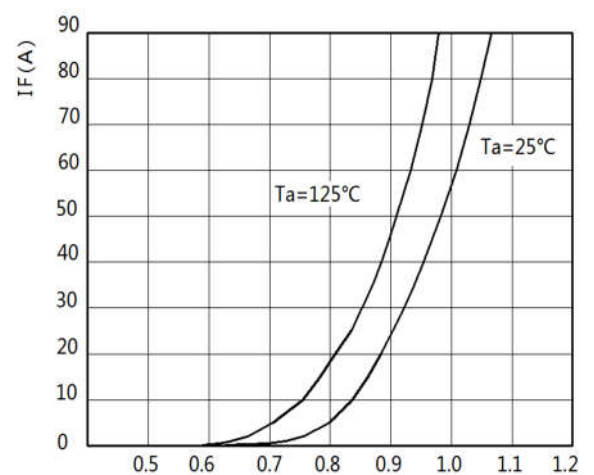



FIG4. Typical Forward Characteristics Per Bridge Element

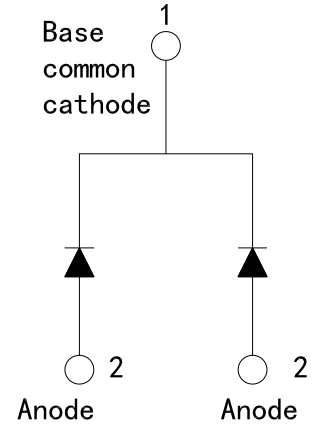
图 4. 典型正向特性



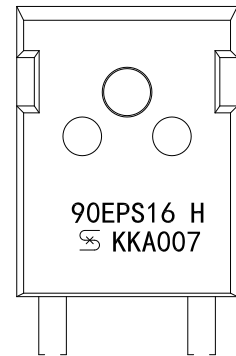
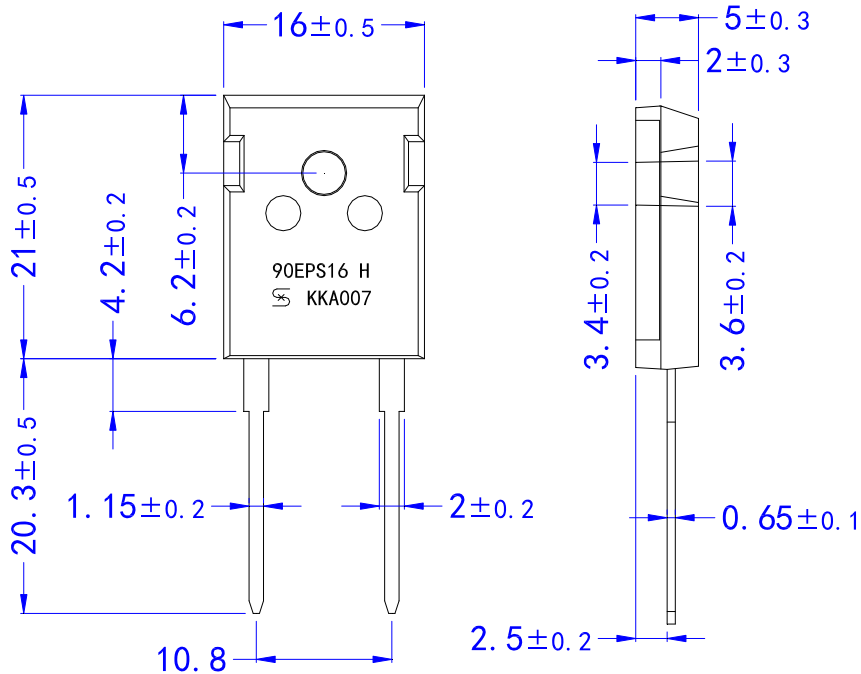
外形图 Outside view



线路图 Circuit diagram



外形尺寸和标识 Package Outline Dimensions And Marking



- 90 : 电流
- EPS : 普通整流管
- 16 : 电压 (16*100)
- H : 外形

KKA007 : 周期码