


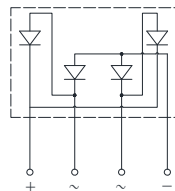
FEATURES

- Plastic package has Underwriters Laboratory Flammability Classification 94V-0
- Glass passivated chip junction
- High current capability
- Low forward voltage drop
- High temperature soldering guaranteed: 260°C/10 seconds at terminals
- Component in accordance to RoHS 2011/65/EU



MECHANICAL DATA

- Case: JA molded plastic body
- Terminals: Plated leads solderable per MIL-STD-750, method 2026
- Mounting Position: Any



Dimensions in inches and (millimeters)

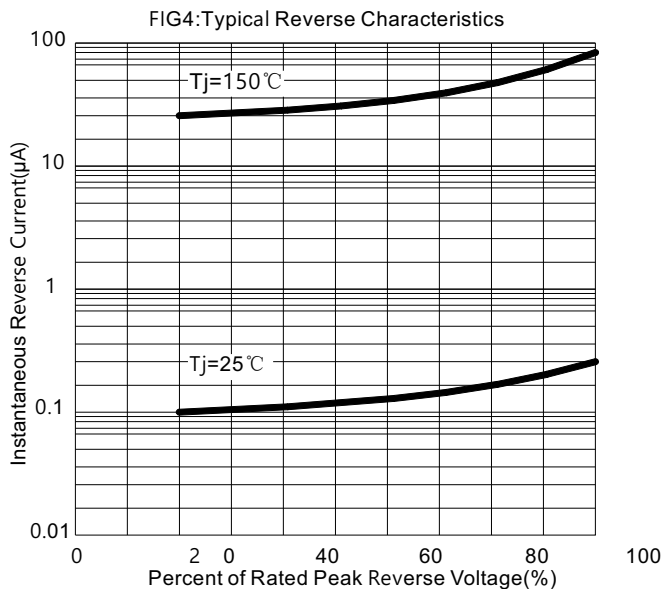
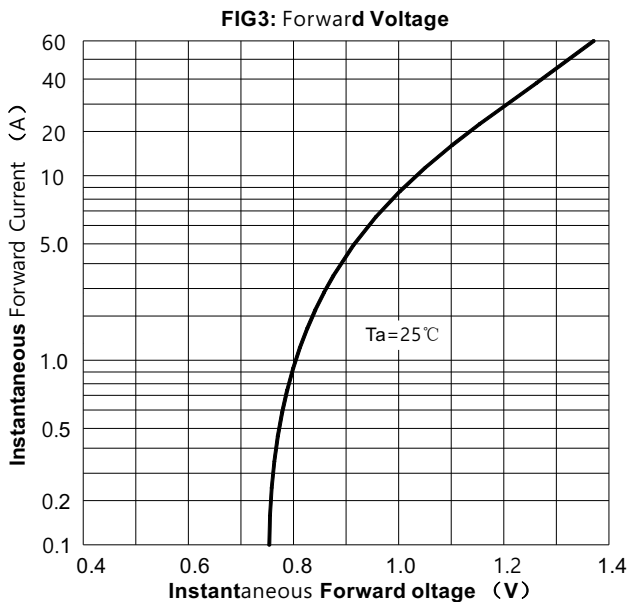
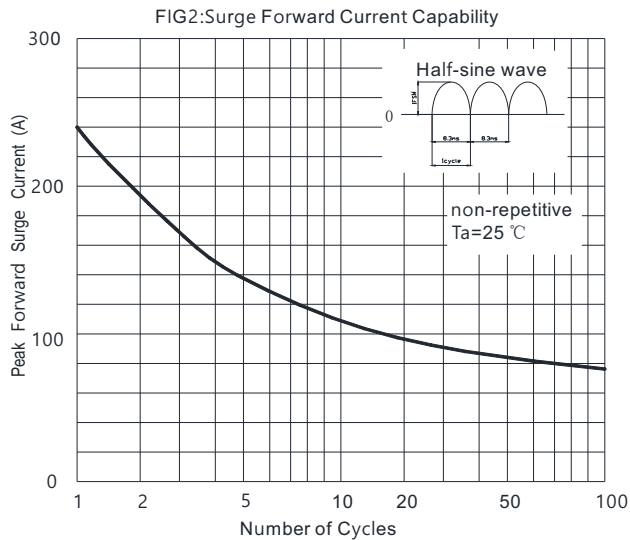
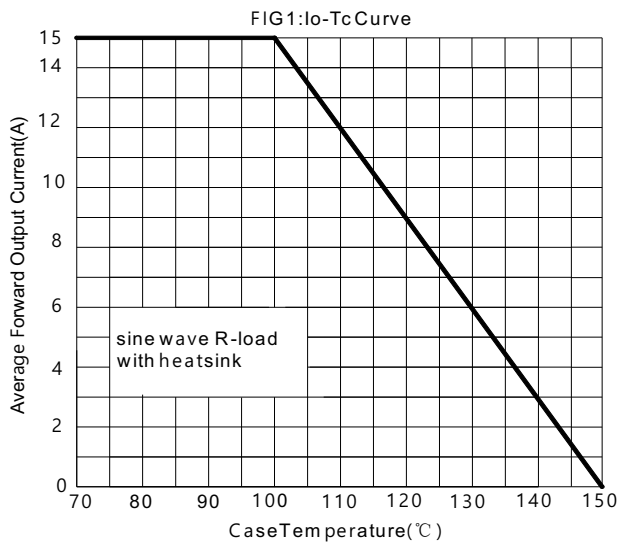
MAXIMUM RATINGS AND ELECTRICAL CHARACTERISTICS

(Rating at 25°C ambient temperature unless otherwise specified. Single phase, half wave, 60Hz, resistive or inductive load. For capacitive load, derate current by 20%.)

		Symbols	D15JA05A	D15JA10A	D15JA20A	D15JA40A	D15JA60A	D15JA80A	D15JA100A	Units
Maximum Recurrent Peak Reverse Voltage		V_{RRM}	50	100	200	400	600	800	1000	Volts
Maximum RMS Voltage		V_{RMS}	35	70	140	280	420	560	700	Volts
Maximum DC Blocking Voltage		V_{DC}	50	100	200	400	600	800	1000	Volts
Maximum Average Forward Rectified Current		$I_{(AV)}$	15.0							Amp
Peak Forward Surge Current 8.3ms single half sine-wave superimposed on rated load (JEDEC method)		I_{FSM}	240							Amps
Rating for fusing (t<8.3ms)		I^2t	240							A ² s
Maximum Instantaneous Forward Voltage at Drop Per Diode	$I_F=7.5A$	V_F	1.0							Volts
Maximum DC Reverse Current at rated DC blocking voltage	$T_A=25^\circ C$	I_R	5							μA
Typical thermal resistance(Note 1)		$R_{\theta JA}$	22							°C/W
Operating temperature range		T_J	-55 to +150							°C
Storage temperature range		T_{STG}	-55 to +150							°C

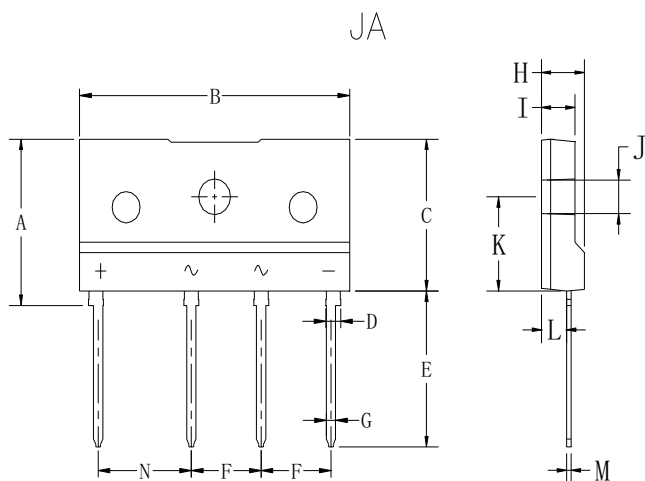
Note: 1. Mounted on glass epoxy PC board with 1.3mm² solder pad.

RATINGS AND CHARACTERISTIC CURVES D15JA05A THRU D15JA100A



RATINGS AND CHARACTERISTIC CURVES D15JA05A THRU D15JA100A

Outline Dimensions



Dimensions in millimeters

JA		
Dim	Min	Max
A	15.6	16.2
B	28.7	29.3
C	14.2	14.8
D	1.5	1.7
E	14.6	15.2
F	7.3	7.7
G	0.9	1.1
H	4.3	4.9
I	3.3	3.9
J	3.1	3.4
K	8.7	9.3
L	2.5	2.9
M	0.4	0.6
N	9.8	10.2